


9556 Multi-Conductor - 300V Power-Limited Tray Cable



Description:

18 AWG pairs stranded (19x30) tinned copper conductors, twisted pairs, PVC insulation, overall Beldfoil® shield (100% coverage), PVC jacket.

Physical Characteristics (Overall)

Conductor

AWG:

# Pairs	AWG	Stranding	Conductor Material
6	18	19x30	TC - Tinned Copper

Insulation

Insulation Material:

Insulation Material
PVC - Polyvinyl Chloride

Outer Shield

Outer Shield Material:

Outer Shield Trade Name	Type	Outer Shield Material	Coverage (%)
Beldfoil®	Tape	Aluminum Foil-Polyester Tape	100

Outer Shield Drain Wire AWG:

AWG	Stranding	Drain Wire	Conductor Material
18	7x26		TC - Tinned Copper

Outer Jacket

Outer Jacket Material:

Outer Jacket Material	Nom. Wall Thickness (in.)
PVC - Polyvinyl Chloride	.053

Outer Jacket Ripcord: Yes

Overall Cabling

Overall Cabling Lay Length & Direction:

Direction
Left-hand Lay

Overall Nominal Diameter: 0.497 in.

Pair

Pair Color Code Chart:

Number	Color
1	Black & Red and Numbered 1
2	Black & Red and Numbered 2
3	Black & Red and Numbered 3
4	Black & Red and Numbered 4
5	Black & Red and Numbered 5
6	Black & Red and Numbered 6

Mechanical Characteristics (Overall)

Operating Temperature Range: -30°C To +105°C

UL Temperature Rating: 105°C

9556 Multi-Conductor - 300V Power-Limited Tray Cable

Bulk Cable Weight:	134 lbs/1000 ft.
Max. Recommended Pulling Tension:	270 lbs.
Min. Bend Radius (Install)/Minor Axis:	5 in.

Applicable Specifications and Agency Compliance (Overall)

Applicable Standards & Environmental Programs

NEC/(UL) Specification:	PLTC, ITC, CMG
CEC/C(UL) Specification:	CMG
EU CE Mark:	Yes
EU Directive 2000/53/EC (ELV):	Yes
EU Directive 2002/95/EC (RoHS):	Yes
EU RoHS Compliance Date (mm/dd/yyyy):	04/01/2005
EU Directive 2002/96/EC (WEEE):	Yes
EU Directive 2003/11/EC (BFR):	Yes
CA Prop 65 (CJ for Wire & Cable):	Yes
MII Order #39 (China RoHS):	Yes

Flame Test

UL Flame Test:	UL1685 FT4 Loading
C(UL) Flame Test:	FT4
IEEE Flame Test:	1202
ICEA Flame Test:	T-29-520

Suitability

Suitability - Indoor:	Yes
Suitability - Outdoor:	Yes
Suitability - Burial:	Yes
Sunlight Resistance:	Yes

Plenum/Non-Plenum

Plenum (Y/N):	No
---------------	----

Surface Printing (Overall)

Surface Printing:	LEGEND: BELDEN 9556 E34972 6PR18 SHIELDED (UL) CMG 105C OR PLTC OR ITC SUN RES DIR BUR OR AWM 2464 80C 300V OR C(UL) CMG ----FT4 IEEE 1202 (2 FT, 7 DIGIT SEQUENTIAL NUMBER) FEET
-------------------	---

Electrical Characteristics (Overall)

Nom. Inductance:

Inductance (µH/ft)

.17

Nom. Capacitance Conductor to Shield:

Capacitance (pF/ft)

54

Nom. Capacitance Conductor to Conductor:

Capacitance (pF/ft)

35

Nom. Conductor DC Resistance:

DCR @ 20°C (Ohm/1000 ft)

5.96

Nominal Outer Shield DC Resistance:

9556 Multi-Conductor - 300V Power-Limited Tray Cable

DCR @ 20°C (Ohm/1000 ft)

9

Max. Operating Voltage - UL:

Voltage
300 V RMS (PLTC CMG)
150 V RMS (ITC)

Max. Recommended Current:

Current
4.5 Amps per conductor @ 25°C

Put Ups and Colors:

Item #	Putup	Ship Weight	Color	Notes	Item Desc
9556 0601000	1,000 FT	153.000 LB	CHROME	C	6 PR #18 PVC SH PVC
9556 060500	500 FT	78.500 LB	CHROME	C	6 PR #18 PVC SH PVC

Notes:

C = CRATE REEL PUT-UP.

UL Instrumentation Cable

300V Power-Limited Tray Cables

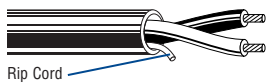
Industrial Grade Sunlight- and Oil-Resistant Jackets

Description	Part No.	No. of Pairs	Color Code	Standard Lengths		Standard Unit Weight		Jacket Thickness		Nominal OD		Maximum Pull Tension		Minimum Bend Radius	
				Ft.	m	Lbs.	kg	Inch	mm	Inch	mm	Lbs.	N	Inch	mm

18 AWG Pairs Stranded (19x30) Tinned Copper Conductors • Twisted Pairs

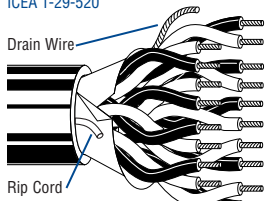
Unshielded • PVC Insulation • Chrome PVC Jacket

NEC: PLTC, ITC, CMG CEC: CMG FT4 IEEE 1202/383 ICEA T-29-520	9409	1	E2	U-500 U-1000	U-152.4 U-304.8	15.0 28.0	6.8 12.7	.037	.94	.230	5.84	49	218	2.25	57.15
---	-------------	---	----	-----------------	--------------------	--------------	-------------	------	-----	------	------	----	-----	------	-------



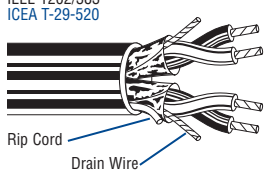
Overall Beldfoil® Shield (100% Coverage) • PVC Insulation • Chrome PVC Jacket

NEC: PLTC, ITC, CMG CEC: CMG FT4 IEEE 1202/383 ICEA T-29-520	9318	1	E2	U-500 U-1000	U-152.4 U-304.8	17.5 33.0	7.9 15.0	.037	.94	.233	5.92	60	267	2.25	57.15
	9552	2	E2	500 1000	152.4 304.8	35.5 69.0	16.1 31.4	.042	1.07	.368	9.34	65	289	3.70	93.98
	9553	3	E2	500 1000	152.4 304.8	49.5 98.0	22.0 49.4	.053	1.35	.411	10.44	145	645	4.10	104.14
	9554	4	E2	500 1000	152.4 304.8	57.0 112.0	25.8 50.8	.053	1.35	.447	11.35	187	832	4.50	114.30
	9556	6	E2	500 1000	152.4 304.8	78.5 153.0	35.7 69.5	.053	1.35	.497	12.62	270	1201	5.00	127.00
	9559	9	E2	500 1000	152.4 304.8	108.0 215.0	49.0 97.6	.053	1.35	.579	14.71	395	1757	5.80	147.32
	9563	11	E2	500 1000	152.4 304.8	133.0 270.0	60.4 122.5	.063	1.60	.665	16.89	478	2126	6.75	171.45
	9565	15	E2	500 1000	152.4 304.8	169.0 342.0	76.8 155.5	.063	1.60	.739	18.77	640	2847	7.50	190.50



Individually Shielded (100% Coverage) • PVC Insulation • Chrome PVC Jacket

NEC: PLTC, ITC, CMG CEC: CMG FT4 IEEE 1202/383 ICEA T-29-520	9368	2	E2	500 1000	152.4 304.8	37.5 73.0	17.0 33.2	.042	1.07	.378	9.60	125	556	3.75	95.25
	9369	3	E2	500 1000	152.4 304.8	55.0 109.0	25.0 49.5	.053	1.35	.423	10.74	220	979	4.25	107.95
	3029A	4	E1	Bulk †	Bulk	—	—	.053	1.35	.461	11.71	296	1317	4.50	114.30
	9388	4	E2	500 1000	152.4 304.8	71.5 135.0	32.5 61.4	.053	1.35	.461	11.71	296	1317	4.60	116.84
	9389	6	E2	500 1000	152.4 304.8	97.0 190.0	44.1 86.4	.053	1.35	.538	13.67	440	1957	5.25	133.35
	9390	9	E2	500 1000	152.4 304.8	137.5 270.0	63.0 123.6	.064	1.63	.652	16.56	666	2963	6.50	165.10
	9391	11	E2	500 1000	152.4 304.8	158.5 321.0	72.0 145.9	.064	1.63	.729	18.52	815	3626	7.25	184.15
	9392	15	E2	500 1000	152.4 304.8	209.0 428.0	95.0 194.5	.064	1.63	.808	20.52	1100	4893	8.00	203.20



E1, E2 = Refer to Technical Information section for color code.
Alternate color coding available upon request.

Multiple pair or triad cables have each pair/triad numbered for ease of identification.

†Bulk = Check length available for specific construction.

Conductor, Insulation and Jacket Options**

To Specify:	Bare	Tinned	Insulation/Jacket
1234	A	B	PVC/PVC
A	C	D	XLPE/PVC
E	K	L	TPE/TPE
	Q	R	XLPE/CPE
	S	T	XLPE/Haloarrest®

**For 1000 and 3000 Series cables only.